



onza

2023

OUR CREDO

Providing more than just the interface between rider and terrain, our tires offer proximity to nature and a passion-driven escapism through cycling. With generations of Swiss history in expansive mountainous trail networks and ranging conditions flowing through Onza's veins, we strive to make the best tires on the market.

While not a large company, the Onza brand maintains its global presence as a competitive tire brand by challenging market trends and thinking differently. Our products reflect the culture we strive for and represent our values of performance, innovation and attention to detail.

Life doesn't wait and inherently neither does the sport we all love. Progression is key and we aim to grow both personally and professionally alongside our brand and riders. Cycling brings people together, as it does with Onza. As a team we enjoy the opportunity to make an impact and drive the sport forward.





TIRES

p. 6



TUBES

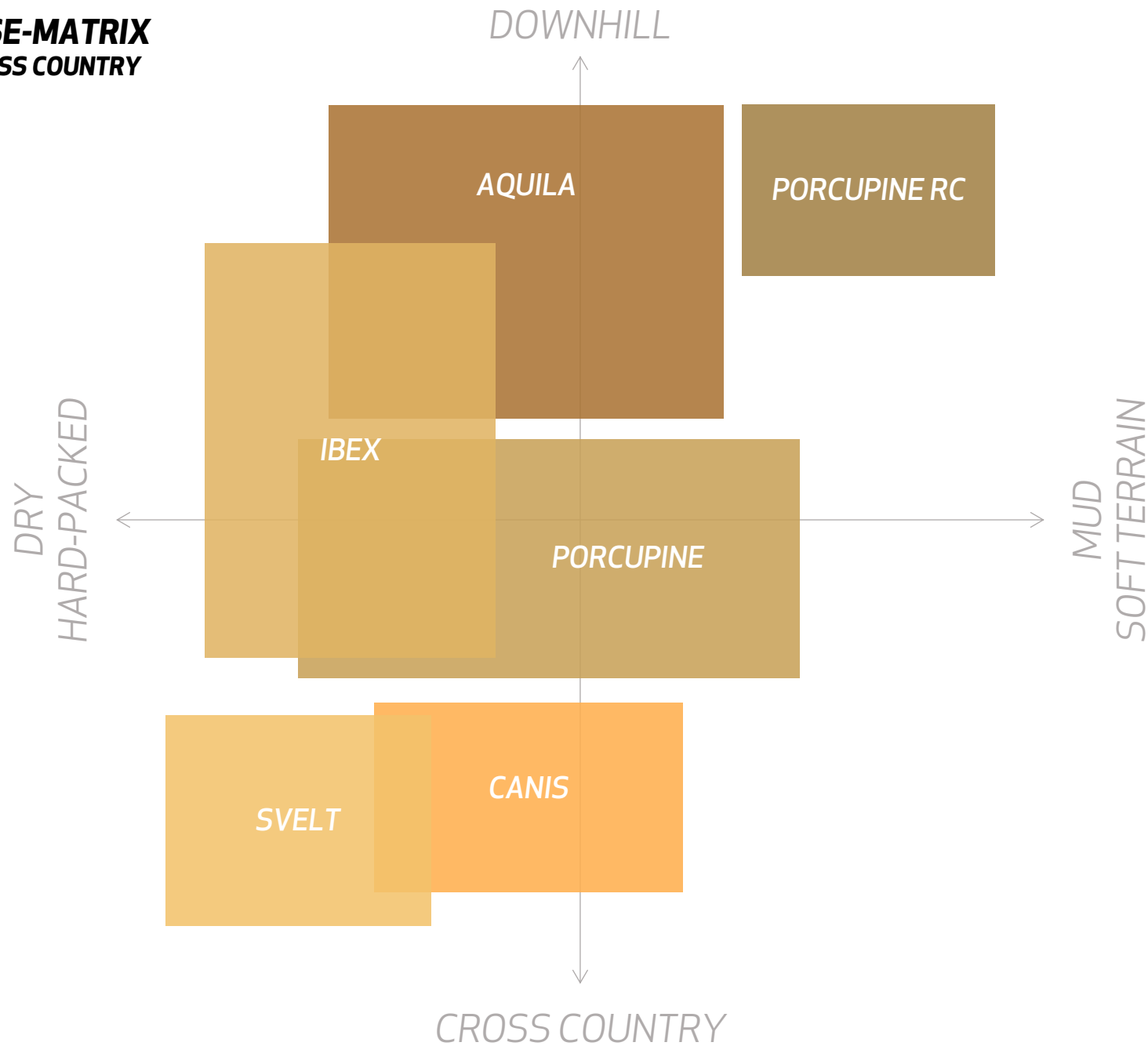
p. 21



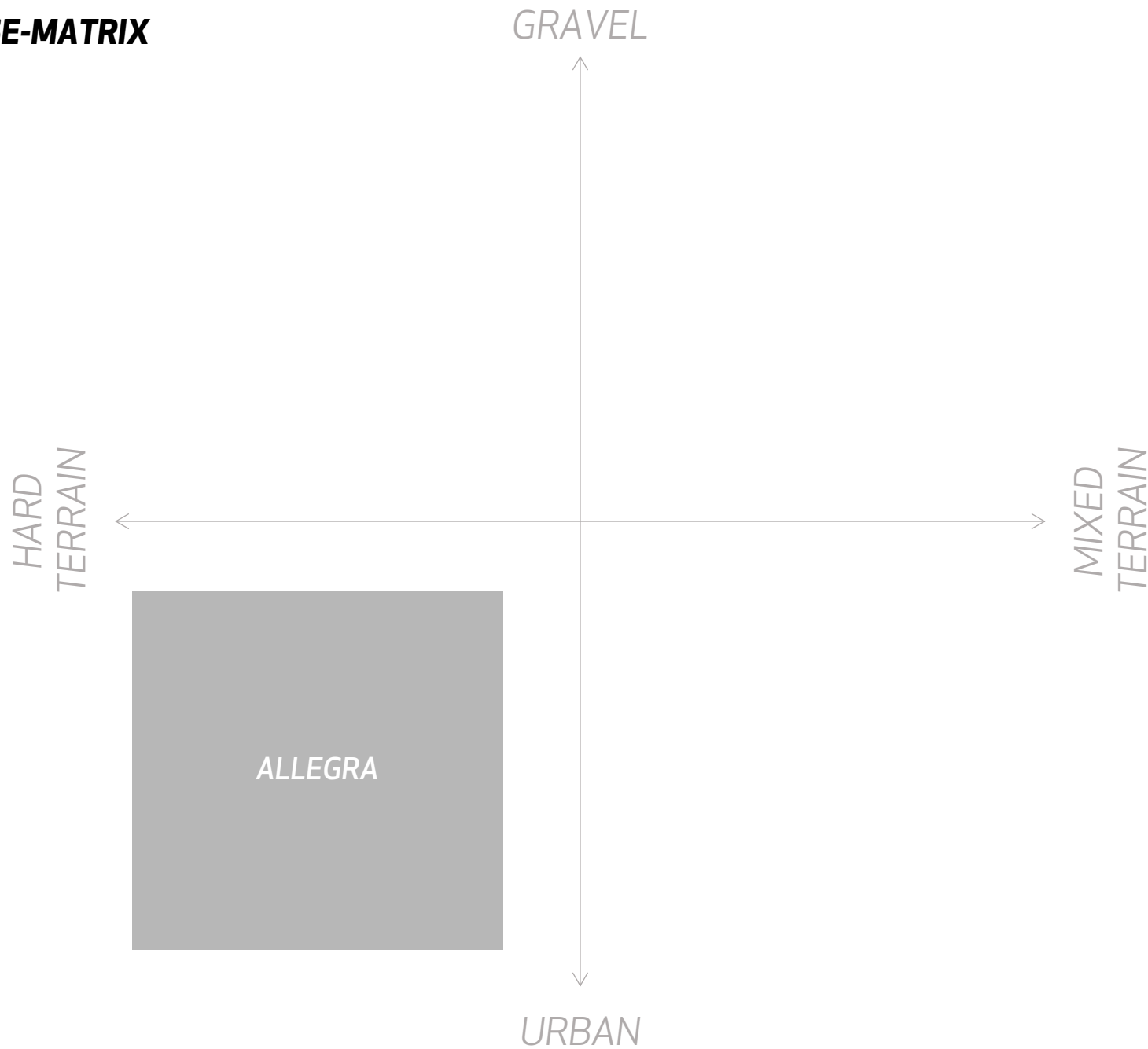
TUBELESS SEALANT

p. 24

PRODUCT-USE-MATRIX
DOWNHILL - CROSS COUNTRY



PRODUCT-USE-MATRIX
GRAVEL - URBAN



The background of the entire image is a silhouette of an ibex standing on a rocky outcrop, with a mountain biker standing next to it. The scene is set against a sunset sky, with the sun low on the horizon, creating a gradient from dark blue at the top to orange near the horizon. The ibex is facing right, and the biker is also facing right, looking towards the horizon. The biker is wearing a helmet and a jacket. The overall mood is adventurous and rugged.

IBEX

The Ibex (or Capricorn) is known for its smooth and surefooted motion in mountainous terrain, and our tire named after it is no different. Thanks to its wide-open tread, you do not need to compromise on either loose gravel or in wet conditions. No trail is too steep, no section is too narrow, and no root too slippery for this allround tire.

*Narrow spaced centre knobs for
great rolling characteristics -
perfect for the use as front and
rear tire*

*Sharp braking edges for
strong and controlled
braking performance*

- 27.5" or 29"
- GRC or TRC casing
- Black or Skinwall

IBEX MODELS AND SPECS

Part #	Colour	Category	Size	Weight	ETRTO	Casing	TPI	Bead	Rubber	Tech. notes
A1219030	Black	AM	27.5x2.40	850g	61 - 584	TRC	60	foldable / Kevlar	Soft Compound 50	TLR
A1219031	Skinwall	AM	27.5x2.40	830g	61 - 584	TRC	60	foldable / Kevlar	Soft Compound 50	TLR
A1219040	Black	AM	27.5x2.60	890g	66 - 584	TRC	60	foldable / Kevlar	Soft Compound 50	TLR
A1219043	Skinwall	AM E-MTB	27.5x2.60	1150g	66 - 584	GRC	120	foldable / Kevlar	Soft Compound 50	TLR
A1219050	Black	AM	29x2.40	900g	61 - 622	TRC	60	foldable / Kevlar	Soft Compound 50	TLR
A1219051	Skinwall	AM	29x2.40	880g	61 - 622	TRC	60	foldable / Kevlar	Soft Compound 50	TLR
A1219060	Black	AM	29x2.60	970g	66 - 622	TRC	60	foldable / Kevlar	Soft Compound 50	TLR
A1219062	Black	AM E-MTB	29x2.60	1250g	66 - 622	GRC	120	foldable / Kevlar	Soft Compound 50	TLR
A1219063	Skinwall	AM E-MTB	29x2.60	1230g	66 - 622	GRC	120	foldable / Kevlar	Soft Compound 50	TLR

APPLICATION GUIDE

HARD PACK	LOOSE OVER HARD	MEDIUM SOIL	LOOSE SOIL	WET	MUD

CHARACTERISTICS

ROLLING
EFFICIENCY

CORNERING
CONTROL





PORCUPINE RC

From muddy days to loamy forests and deep dust – the PORCUPINE RC is made to keep you on track in even the most demanding conditions. Designed in collaboration with some of the world's fastest downhill racers, no compromises were made in the quest to develop ONZA's most aggressive tire to date. The PORCUPINE RC is the answer for gravity riders looking to maximise grip and confidence. Full on shuttle days, Enduro races or steep terrain and natural riding are your thing? Look no further.

*Spiky knobs for exceptional
tread-soil interaction in
loose and muddy conditions*

- 29" only
- GRC casing
- Black or Skinwall

*Angled side knobs for high
off camber grip*

*Open tread design for
excellent self-cleaning*

*Supported side knobs for
cornering stability*





PORCUPINE RC MODELS AND SPECS

Part #	Colour	Category	Size	Weight	ETRTO	Casing	TPI	Bead	Rubber	Tech. notes
A1219082	Skinwall	Enduro DH E-MTB	29 x 2.50	1200g	63 - 622	GRC	60	foldable / Kevlar	Soft Compound 50	TLR
A1219083	Black	AM	29 x 2.50	1200g	63 - 622	GRC	60	foldable / Kevlar	Soft Compound 50	TLR

APPLICATION GUIDE

HARD PACK	LOOSE OVER HARD	MEDIUM SOIL	LOOSE SOIL	WET	MUD

CHARACTERISTICS

ROLLING
EFFICIENCY



CORNERING
CONTROL





PORCUPINE

The PORCUPINE is the ideal allrounder that works in every situation, no matter the conditions. It offers a very wide application field, ranging from Tour, All Mountain or even E-Mountainbike use with our GRC casing technology. With three different colour options, two widths and 27.5 and 29 options there is a PORCUPINE for every rider out there.



Sipings improve traction
and braking performance in
the respective directions

Ramped knobs for lowest
rolling resistance and
continuous ground contact

- 27.5" or 29"
- TRC or GRC casing
- Black, Skinwall or White

Dual support to prevent
sideknobs from folding
while cornering

PORCUPINE MODELS AND SPECS

Part #	Colour	Category	Size	Weight	ETRTO	Casing	TPI	Bead	Rubber	Tech. notes
A1219090	Black	Trail AM	27.5x2.40	820g	61-584	TRC	60	foldable / Kevlar	Medium Compound 60	TLR
A1219091	Skinwall	Trail AM	27.5x2.40	780g	61-584	TRC	60	foldable / Kevlar	Medium Compound 60	TLR
A1219093	White	Trail AM	27.5x2.40	820g	61-584	TRC	60	foldable / Kevlar	Single Compound 60a	TLR
A1219100	Black	Trail AM	27.5x2.60	860g	66-584	TRC	60	foldable / Kevlar	Medium Compound 60	TLR
A1219101	Skinwall	Trail AM	27.5x2.60	830g	66-584	TRC	60	foldable / Kevlar	Medium Compound 60	TLR
A1219102	Black	Trail AM E-MTB	27.5x2.60	1120g	66-584	GRC	120	foldable / Kevlar	Soft Compound 50	TLR
A1219110	Black	Trail AM	29x2.40	850g	61-622	TRC	60	foldable / Kevlar	Medium Compound 60	TLR
A1219111	Skinwall	Trail AM	29x2.40	810g	61-622	TRC	60	foldable / Kevlar	Medium Compound 60	TLR
A1219113	White	Trail AM	29x2.40	860g	61-622	TRC	60	foldable / Kevlar	Single Compound 60a	TLR
A1219120	Black	Trail AM	29x2.60	920g	66-622	TRC	60	foldable / Kevlar	Medium Compound 60	TLR
A1219121	Skinwall	Trail AM	29x2.60	890g	66-622	TRC	60	foldable / Kevlar	Medium Compound 60	TLR
A1219122	Black	Trail AM E-MTB	29x2.60	1200g	66-622	GRC	120	foldable / Kevlar	Soft Compound 50	TLR

APPLICATION GUIDE

HARD PACK	LOOSE OVER HARD	MEDIUM SOIL	LOOSE SOIL	WET	MUD

CHARACTERISTICS

ROLLING
EFFICIENCY


CORNERING
CONTROL





AQUILA

The eagle glides through the skies with agility and grace. Soaring above all else, an eagle will lose altitude at great speed, honing in on its target with precision and determination. There's no stopping it - like gravity riders on this new tire. Enduro and Downhill tracks of the world, be warned. The AQUILA has landed.



Sipings improve traction and braking performance in the respective directions

Wide and pronounced centre tread for highest braking performance

Ramped knobs for lowest rolling resistance and continuous ground contact

Continuous, uninterrupted channel between lugs for highest predictability

Improved tread height for better traction on steep and loose terrain

- 27.5" and 29"
- TRC or GRC casing
- Black or Skinwall

AQUILA MODELS AND SPECS

Part #	Colour	Category	Size	Weight	ETRTO	Casing	TPI	Bead	Rubber	Tech. notes
A1321022	Black	AM Enduro	29x2.50	1050g	63-622	TRC	60	foldable / Kevlar	Soft Compound 50	TLR
A1321020	Skinwall	AM Enduro	29x2.50	1020g	63-622	TRC	60	foldable / Kevlar	Soft Compound 50	TLR
A1321024	Black	Enduro DH E-MTB	29x2.50	1250g	63-622	GRC	120	foldable / Kevlar	Soft Compound 50	TLR
A1321023	Skinwall	Enduro DH E-MTB	29x2.50	1250g	63-622	GRC	120	foldable / Kevlar	Soft Compound 50	TLR
A1321123	Black	Enduro DH E-MTB	27.5x2.50	1150g	63-584	GRC	120	foldable / Kevlar	Soft Compound 50	TLR
A1321124	Skinwall	Enduro DH E-MTB	27.5x2.50	1150g	63-584	GRC	120	foldable / Kevlar	Soft Compound 50	TLR

APPLICATION GUIDE

HARD PACK	LOOSE OVER HARD	MEDIUM SOIL	LOOSE SOIL	WET	MUD

CHARACTERISTICS

ROLLING
EFFICIENCY

CORNERING
CONTROL



CANIS

Combining low rolling resistance with a lot of traction, the CANIS tread offers both the ferocity of a wolf and the reliability of your neighbor's dog. The CANIS: Cross Country and Marathon riders' best friend.

MODELS AND SPECS

Part #	Colour	Category	Size	Weight	ETRTO	Casing	TPI	Bead	Rubber	Tech. notes
A1322010	Black	XC Marathon	29x2.30	800g	59-622	XCC	60	foldable / Kevlar	Medium Compound 60	TLR
A1322020	Skinwall	XC Marathon	29x2.30	780g	59-622	XCC	60	foldable / Kevlar	Medium Compound 60	TLR



SVELT

The go-to tire for those looking for the perfect combination of efficiency, grip and speed. This is where the SVELT comes in to play! The flat, low-profile, block tread, lets the SVELT roll rapidly with virtually no resistance on dry surfaces. The goal was simply to design a tire that rolled effortlessly. That being said, we could not possibly put something into the mountains that didn't meet our DNA of tires that like to be ridden aggressively. The pronounced shoulder profile features extreme grip in loose, wet terrain, at high speeds. The combination of its nimbleness and aggressiveness - make SVELT a jack of all trades for Cross Country and Marathon riders.

MODELS AND SPECS

Part #	Colour	Category	Size	Weight	ETRTO	Casing	TPI	Bead	Rubber	Tech. notes
A1322210	Black	XC Marathon	29x2.30	700g	59-622	XCC	60	foldable / Kevlar	Medium Compound 60	TLR
A1322220	Skinwall	XC Marathon	29x2.30	700g	59-622	XCC	60	foldable / Kevlar	Medium Compound 60	TLR

ALLEGRA

"Allegra" is a greeting of the Rhaetians in the Grisons region of Switzerland, and means that you're supposed to enjoy life. For musicians "allegro" means something that strides ahead, in many variations. The bicycle being a joyful way of getting ahead, Allegra is therefore a perfect fit for our commuter, trekking and pedelec model, available in a burly 29x2.25 size. When constructing this tire, flat protection and low rolling resistance were top priorities. Be it on a cycling tour or on the daily commute, the ALLEGRA keeps you going with barely an effort.

MODELS AND SPECS

Part #	Colour	Category	Size	Weight	ETRTO	Casing	TPI	Bead	Rubber	Tech. notes
A1115436	Black	City Urban	29x2.25	915g	57-622	ZAI	27	Steel / Wire	Medium Compound 65	
A1115439	Black	City Urban	29x2.25	915g	57-622	ZAI	27	Steel / Wire	Medium Compound 65	Reflecting Tape



A stack of several black bicycle inner tubes is shown, resting on a dark wooden surface. The tubes are coiled and layered, with some showing the tread pattern on the outside. The background is blurred, showing hints of red and blue. The word "TUBES" is overlaid in large, white, bold, sans-serif capital letters.

TUBES

As a tire company, our mission and purpose is to ensure that riders have the rubber they need to ride their bikes. Tires normally get all the attention, but tubes are necessary components in making sure the wheels stay rolling when out on the trail. Tubes are tried and tested, offering a reliable solution to filling your tires with air. All ONZA tubes are manufactured to the highest quality standards exclusively in Europe. Because we care.



47 mm long Presta valves for compatibility with all rim heights between 5 mm (single wall) and 35 mm, 60 mm valves for Road tubes and higher rims

Valve nut and cap de-installed and kept in an extra pouch to make tube changes fast and easy

Non-removable valve core for ease of use and to prevent unwanted trailside surprises

- 26", 27.5", 29", 700c
- Thickness 0.6 mm (SA2) or 0.9 mm (SA3)

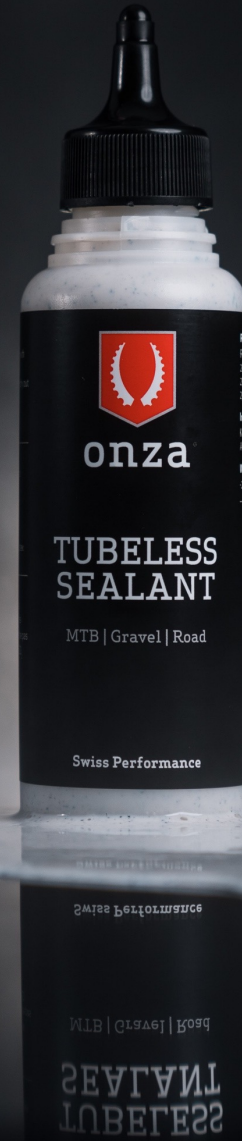
TUBES MODELS AND SPECS

Part #	Description	Valve type & length	Category	Size	Weight	ETRTO	Wall thickness	Tech. notes
A2020030	SA3	Presta 47mm	ROAD	28x1.10 - 1.75	136g	24/47-622	0.9mm	
A2020031	SA3	Presta 47mm	ROAD	700x23C 28C	97g	23/28-622	0.9mm	
A2020032	SA3	Presta 60mm	ROAD	700c23C 28C	99g	23/28-622	0.9mm	
A2020033	SA3	Presta 47mm	ROAD	26 27.5x1.10 - 1.75	128g	28/47-584/597	0.9mm	
A2020000	SA3	Presta 47mm	MTB	26x2.10 - 2.60	200g	54/66-559	0.9mm	
A2020003	SA3	Presta 47mm	MTB	27.5x2.10 - 2.60	210g	54/66-584	0.9mm	
A2020006	SA3	Presta 47mm	MTB	29x2.10 - 2.60	220g	54/66-622	0.9mm	
A2020015	SA2	Presta 47mm	MTB	29x1.90 - 2.30	160g	50/57-622	0.6mm	Light weight



TUBELESS SEALANT

Tubes offer a reliable and proven solution to fill bicycle tires with air. However, for performance-oriented riders tubeless setups offer the ability to run a lower air pressure without worrying about pinch flatting the tube. As the tire can build up more contact surface with the ground this allows maximum traction in every terrain. All enough reasons for us to have a tubeless sealant in our range that we believe meets all the requirements of a top-notch product: It's ammonia-free and non-allergic, long-lasting, seals holes and cuts up to 6mm and works well with high pressure in road tires. So, Tubeless for nearly everyone. And... it's made in Europe.





- Seals holes and cuts up to 6 mm with help of Microfibers
- Keeps its consistency and is long-lasting
- Compatible with CO2 cartridges
- Works well at high pressure: Also compatible with Road tires
- Made from synthetic latex: No ammonia, non-allergic

TUBELESS SEALANT *SPECS*

Part #	Size	Category
A2020030	250 ml	MTB ROAD GRAVEL
A2020031	1000 ml	MTB ROAD GRAVEL
A2020032	5000 ml	MTB ROAD GRAVEL



ACCESSORIES

In addition to our core products, our tires, tubes and tubeless sealant, we also care about the „schwag“ around our brand. More to come!

Part #	Description	Size
A6062001	Mud Guard	pcs
A6062005	Mud Guard	Master Bag 10pcs



MUD GUARD

- Fits all suspension forks
- Compatible with 26", 27.5" and 29" wheels
- Easy installation; includes 4 zip ties and fitting instructions



Made from 100% recycled plastic waste in the UK.

TECHNOLOGY OVERVIEW

CASING TECHNOLOGIES

GRC

Enduro, DH and E-MTB

TRC

Trail and All Mountain

XCC

Cross Country and Marathon

RUBBER COMPOUNDS

All ONZA tires feature a dual compound rubber construction, meaning they consist of two different rubber compounds with certain properties. Generally speaking, a combination of the following rubbers is used in our tires:

- soft, slow rebounding side knobs (45a)
- harder centre tread (50a or 60a)

50

*Soft compound 50a / 45a
for Enduro, DH and E-MTB*

60

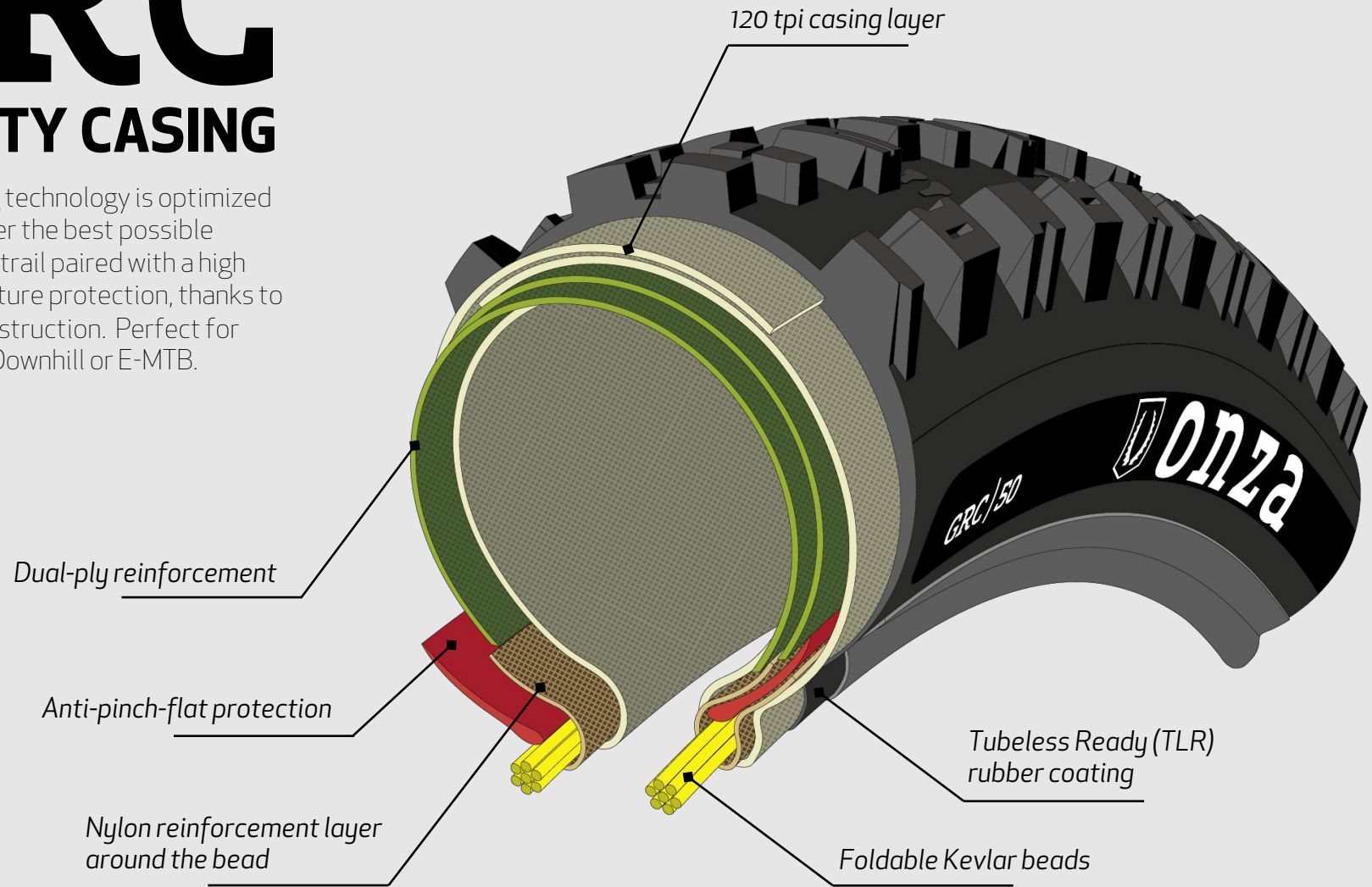
*Medium compound 60a / 45a
for Cross Country, Marathon, Trail
and All Mountain*



GRC

GRAVITY CASING

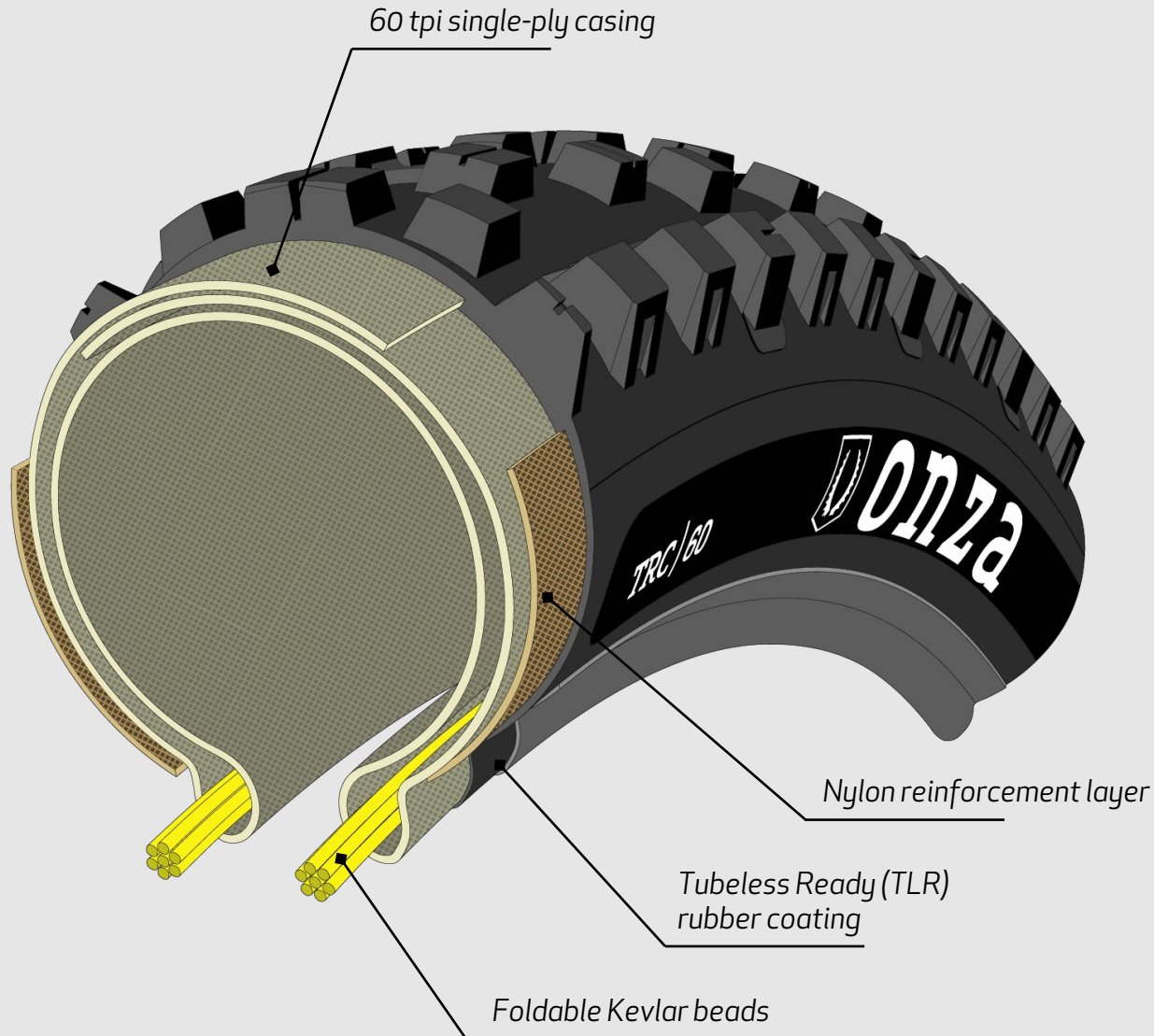
The GRC casing technology is optimized to offer the rider the best possible comfort on the trail paired with a high degree of puncture protection, thanks to its dual-ply construction. Perfect for riding Enduro, Downhill or E-MTB.



TRC

TRAIL CASING

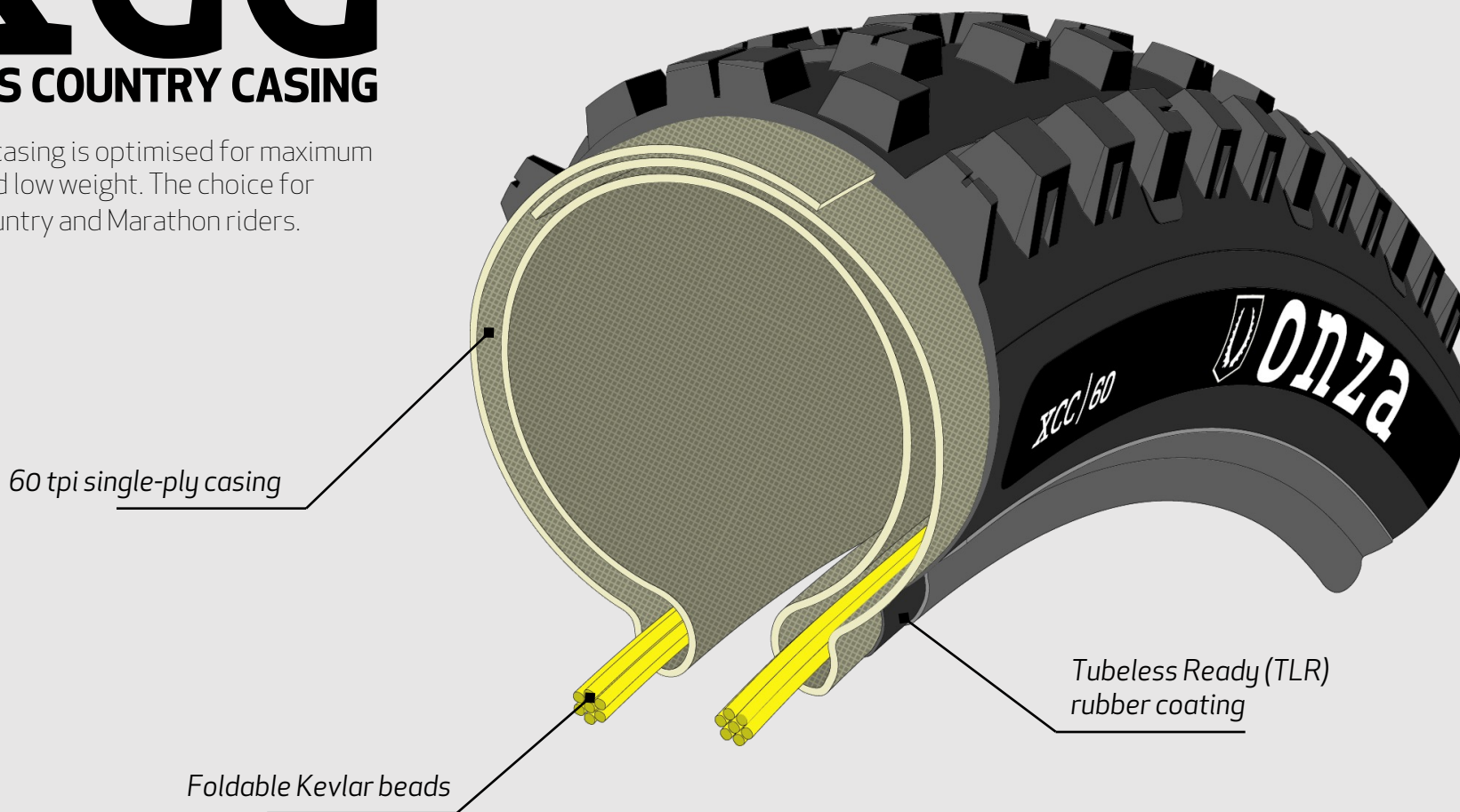
Our TRC casing is the perfect compromise between low weight and puncture protection. It is the ideal choice for a wide field of application, ranging from Trail to All Mountain and therefore optimal for most bikes and riding styles.

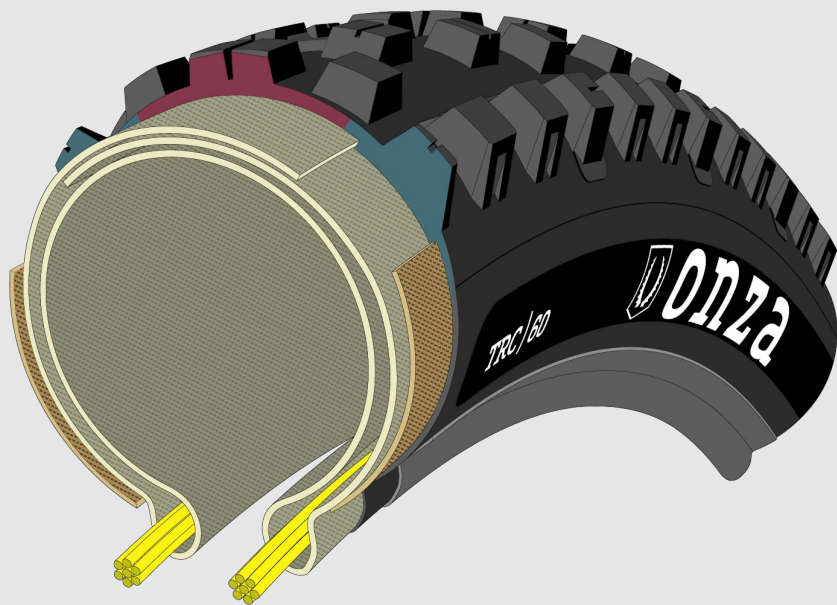


XCC

CROSS COUNTRY CASING

The XCC casing is optimised for maximum speed and low weight. The choice for Cross Country and Marathon riders.





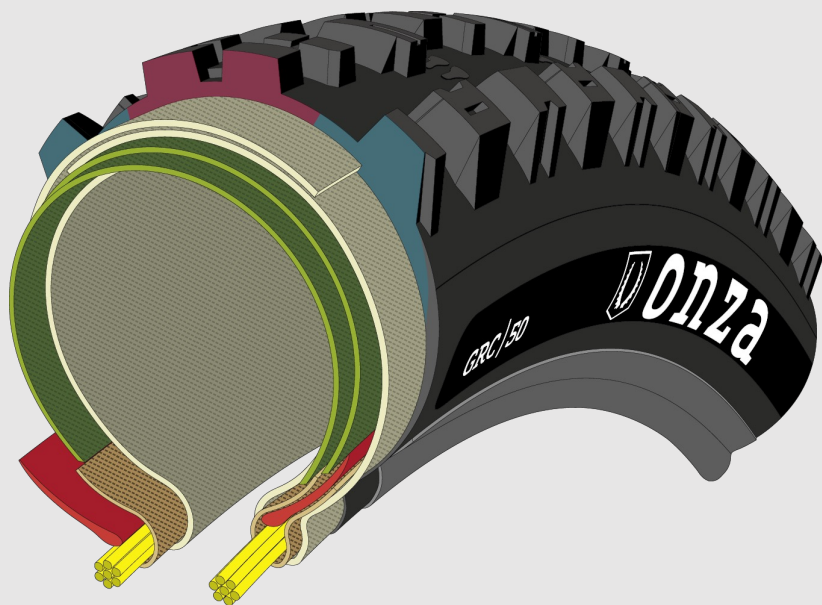
MEDIUM COMPOUND 60



60a rubber for the centre tread for fast rolling and low wear



Soft 45a compound on the side knobs for high cornering grip



SOFT COMPOUND 50



50a rubber on the centre for the ideal mix of high grip and rolling speed



Soft 45a compound on the side knobs for high cornering grip

SEE YOU ON THE TRAILS!



onza

www.onza-tires.com
contact@onza-tires.com

Apex Sports LLC
Tramstrasse 66
CH-4142 Münchenstein

Photos credits

Jan Cadosch | Instagram: @jcadusch

Jaques Merkle | Instagram: @vollfrae.ch